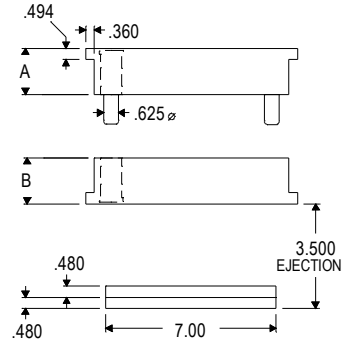
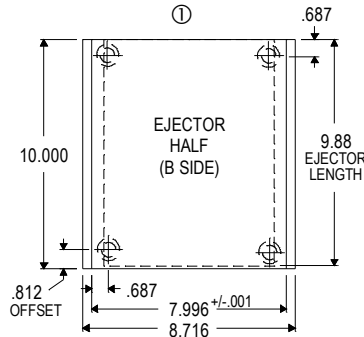


8.0 X 10.0 & 11.5 X 11.0 INSERTS

FITS 11/11 U-FRAME

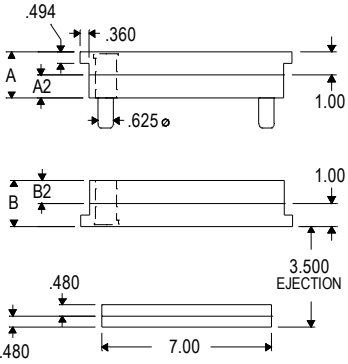
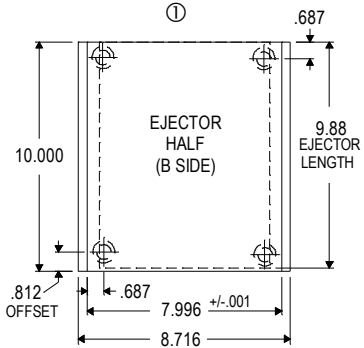
Standard Solid Insert (8.0 X 10.0)

Catalog #	A	B
11/11 SSU 221	1.377	1.377
11/11 SSU 222	1.377	1.877
11/11 SSU 223	1.877	1.377
11/11 SSU 224	1.877	1.877
11/11 SSU 225	1.877	2.377
11/11 SSU 226	2.377	1.877
11/11 SSU 227	2.377	2.377
11/11 SSU 228	2.377	2.877
11/11 SSU 229	2.877	2.377
11/11 SSU 230	2.877	2.877



Standard Laminated Insert (8.0 X 10.0)

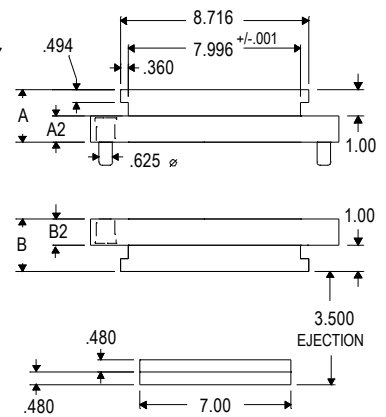
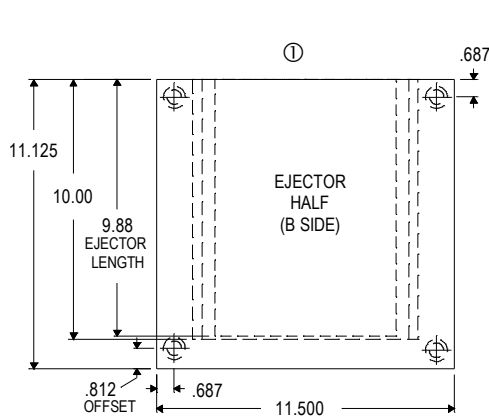
Catalog #	A	A2	B2	B
11/11 SLU 281	1.877	0.877	0.877	1.877
11/11 SLU 282	1.877	0.877	1.377	2.377
11/11 SLU 283	1.877	0.877	1.877	2.877
11/11 SLU 284	2.377	1.377	0.877	1.877
11/11 SLU 285	2.377	1.377	1.377	2.377
11/11 SLU 286	2.377	1.377	1.877	2.877
11/11 SLU 287	2.877	1.877	0.877	1.877
11/11 SLU 288	2.877	1.877	1.377	2.377
11/11 SLU 289	2.877	1.877	1.877	2.877



T-Style Laminated Inserts are shipped with loose ear plates

T-Style Laminated Insert (11.5 X 11.0)

Catalog #	A	A2	B2	B
11/11 TLU 201	1.877	0.877	0.877	1.877
11/11 TLU 202	1.877	0.877	1.377	2.377
11/11 TLU 203	2.377	1.377	0.877	1.877
11/11 TLU 204	2.377	1.377	1.377	2.377
11/11 TLU 205	2.377	1.377	1.877	2.877
11/11 TLU 206	2.877	1.877	1.377	2.377
11/11 TLU 207	2.877	1.877	1.877	2.877
11/11 TLU 208	2.877	1.877	2.377	3.377
11/11 TLU 209	3.377	2.377	1.877	2.877
11/11 TLU 210	3.377	2.377	2.377	3.377



① Clamp Side

"A" & "B" dimensions are supplied .004" to .007" oversize at parting line unless otherwise specified.