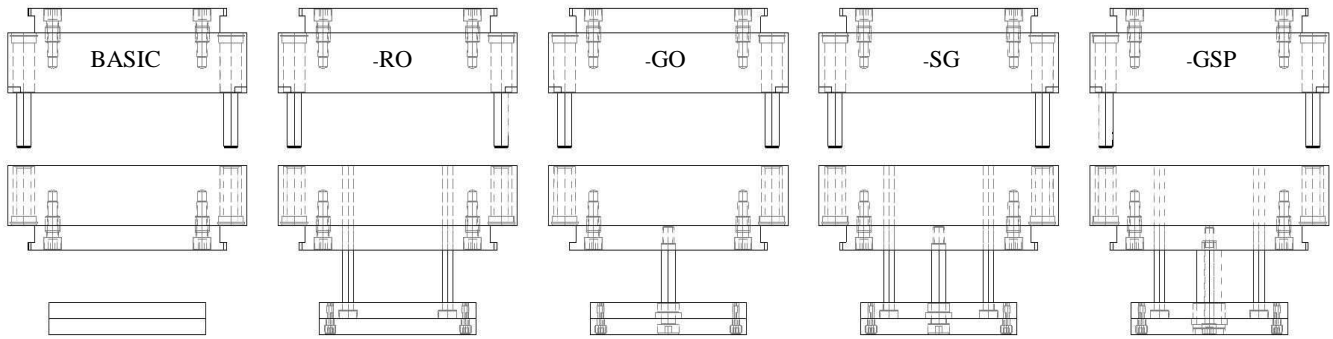


08/09 C-TLU LAMINATED T-STYLE

DRAWINGS AVAILABLE ONLINE IN .STEP OR .SAT FORMATS AT CROSTOOL.COM



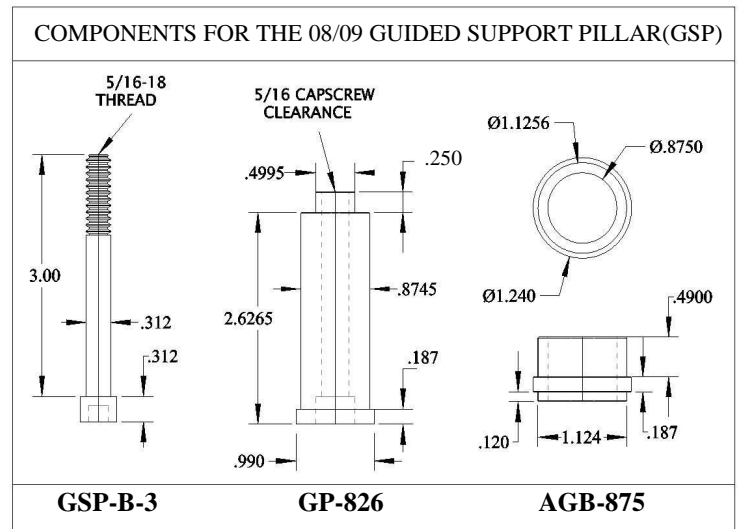
ORDERING EXAMPLES:

08/09 C-TLU-002-RO 08/09 C-TLU-004-GSP
 08/09 C-TLU-006-SG 08/09 C-TLU-001-GO

THE (GUIDED SUPPORT PILLAR) OPTION USES THE SAME LOCATIONS AS THE (SIMPLE GUIDED), AS DRAWN ON THE OPPOSITE PAGE →

CATALOG NUMBER BASIC	A	A2	B2	B
08/09 C-TLU-001	2.127	1.377	1.377	2.127
08/09 C-TLU-002	2.127	1.377	1.877	2.627
08/09 C-TLU-003	2.627	1.877	1.377	2.127
08/09 C-TLU-004 (TLU 206)	2.627	1.877	1.877	2.627
08/09 C-TLU-005	2.627	1.877	2.377	3.127
08/09 C-TLU-006	3.127	2.377	2.377	3.127

NOTE: NEW SIZES



NOTE: THE C-TLU SERIES INCLUDES BOLTED EAR PLATES WITH TUBULAR ALIGNMENT DOWELS.

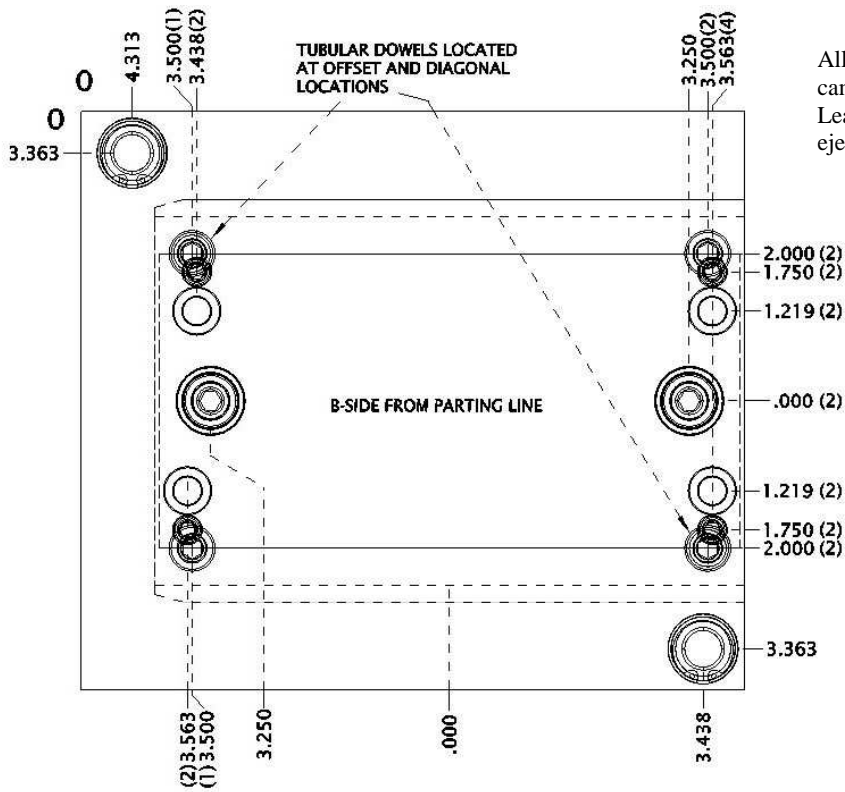
ADDITIONAL OPTIONS:

- RO (RETURN ONLY) INCLUDES ALL RETURN PIN MACHINING, WITH CUT TO SIZE RETURN PINS AND BOLTED EJECTOR PLATES.
- GO (GUIDED ONLY) USES SHOULDER BOLTS AND ALUMINUM BRONZE BUSHINGS. A GOOD QUALITY GUIDED SYSTEM THAT INCORPORATES AN EJECTOR PLATE RETENSION SYSTEM. INCLUDES BOLTED EJECTOR PLATES, BUT NO RETURN PINS.
- SG (SIMPLE GUIDED) USES SHOULDER BOLTS AND ALUMINUM BRONZE BUSHINGS. A GOOD QUALITY GUIDED SYSTEM, THAT INCORPORATES AN EJECTOR PLATE RETENSION SYSTEM. INCLUDES ALL THE FEATURES OF THE RETURN PIN ONLY.
- GSP (GUIDED SUPPORT PILLAR) USES HIGH PRECISION SUPPORT PILLARS AND ALUMINUM BRONZE BUSHINGS TO PROVIDE A SUPERIOR QUALITY GUIDED EJECTOR SYSTEM. INCORPORATES AN EJECTOR PLATE RETENSION SYSTEM. INCLUDES ALL THE FEATURES OF THE RETURN ONLY.

08/09 C-TLU

5.0 X 8.0 EAR PLATE
7.85 X 9.0 T-PLATE

FITS 08/09 U-FRAME



All C-TLU'S can be modified in length and width to accommodate cams or waterlines. Leader Pin locations can be moved, or 2 more Leader Pins can be added for an additional cost. All ear-plate and ejector locations will stay in the same position.

SIMPLE GUIDED

