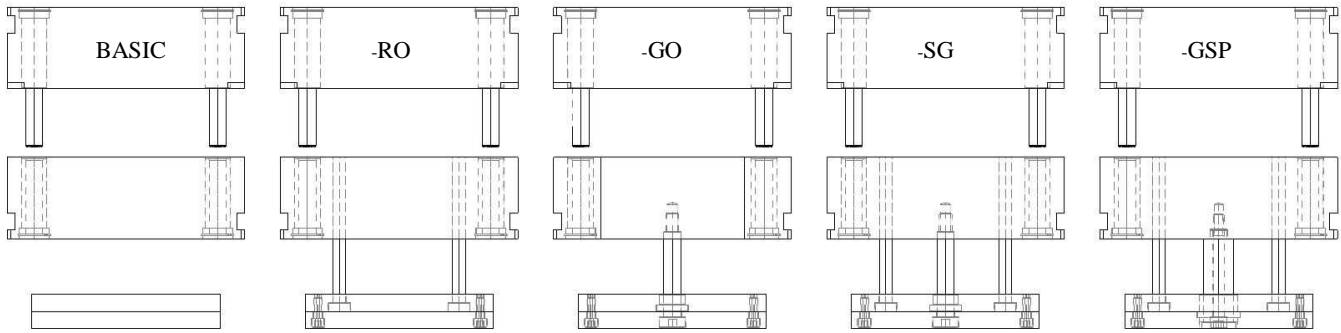


84/90 C-XSU SOLID INSERT

DRAWINGS AVAILABLE ONLINE IN .STEP OR .SAT FORMATS AT CROSTOOL.COM

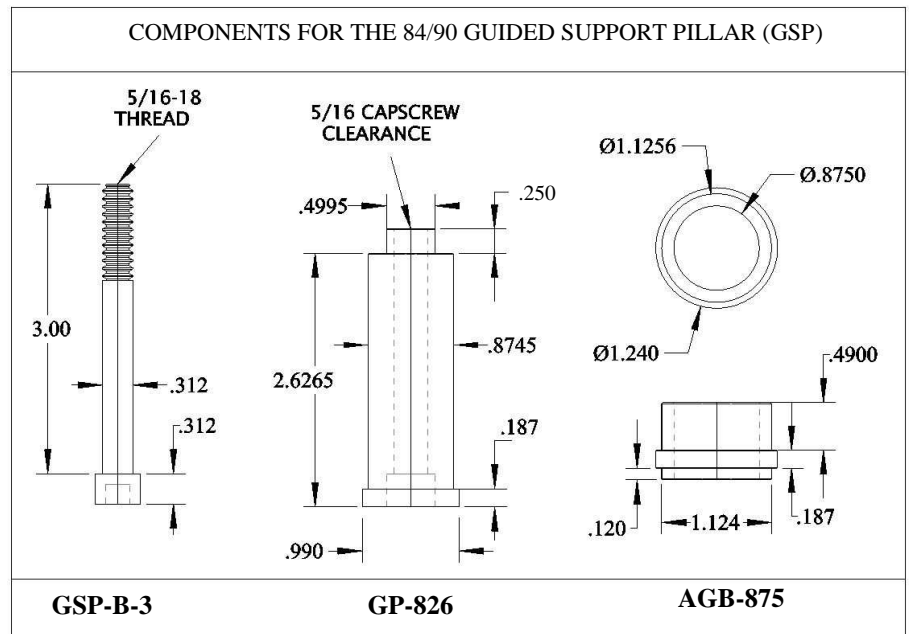


ORDERING EXAMPLES:

- 84/90 C-XSU 224-RO
- 84/90 C-XSU-227-GSP
- 84/90 C-XSU-230-SG

THE (GUIDED SUPPORT PILLAR) OPTION USES THE SAME LOCATIONS AS THE (SIMPLE GUIDED), AS DRAWN ON THE OPPOSITE PAGE →

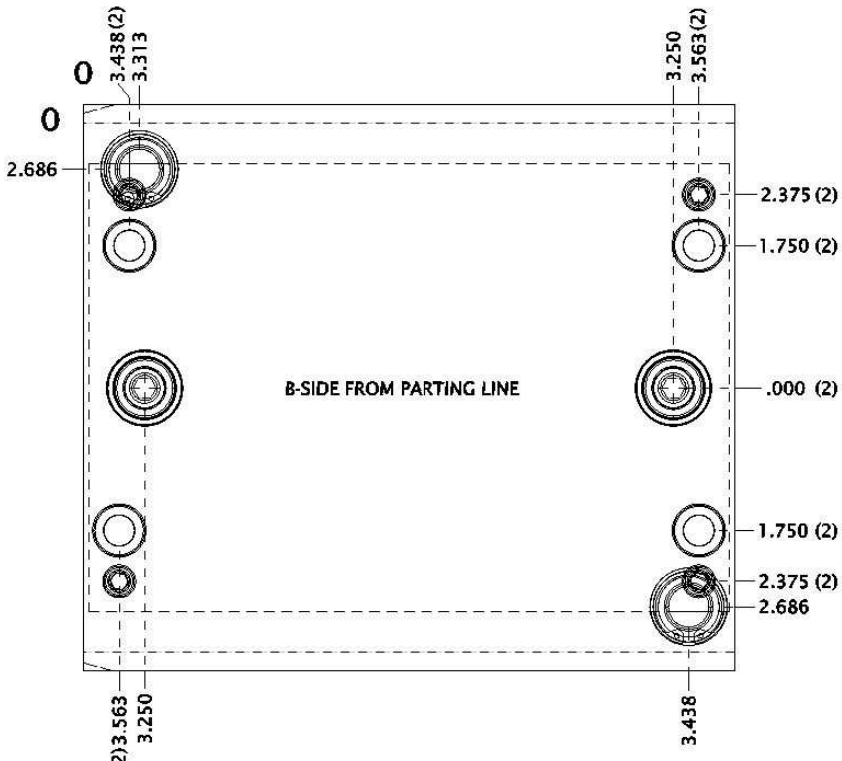
CATALOG NUMBER	A	B
BASIC		
84/90 C-XSU-224	1.877	1.877
84/90 C-XSU-225	1.877	2.377
84/90 C-XSU-226	2.377	1.877
84/90 C-XSU-227	2.377	2.377
84/90 C-XSU-228	2.377	2.877
84/90 C-XSU-229	2.877	2.377
84/90 C-XSU-230	2.877	2.877



ADDITIONAL OPTIONS:

- RO (RETURN ONLY) INCLUDES ALL RETURN PIN MACHINING, WITH CUT TO SIZE RETURN PINS AND BOLTED EJECTOR PLATES.
- GO (GUIDED ONLY) USES SHOULDER BOLTS AND ALUMINUM BRONZE BUSHINGS. A GOOD QUALITY GUIDED SYSTEM THAT INCORPORATES AN EJECTOR PLATE RETENSION SYSTEM. INCLUDES BOLTED EJECTOR PLATES, BUT NO RETURN PINS.
- SG (SIMPLE GUIDED) USES SHOULDER BOLTS AND ALUMINUM BRONZE BUSHINGS. A GOOD QUALITY GUIDED SYSTEM, THAT INCORPORATES AN EJECTOR PLATE RETENSION SYSTEM. INCLUDES ALL THE FEATURES OF THE RETURN PIN ONLY.
- GSP (GUIDED SUPPORT PILLAR) USES HIGH PRECISION SUPPORT PILLARS AND ALUMINUM BRONZE BUSHINGS TO PROVIDE A SUPERIOR QUALITY GUIDED EJECTOR SYSTEM. INCORPORATES AN EJECTOR PLATE RETENSION SYSTEM. INCLUDES ALL THE FEATURES OF THE RETURN ONLY.

84/90 C-XSU 6.5 X 8.0 FITS 84/90 U-FRAME



SIMPLE GUIDED

